

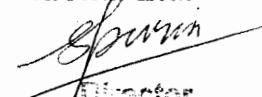
## Annexure I

SCRIP CODE : - SCRIP NAME : MACRO INTERNATIONAL EXPORTS LTD SCRIP TYPE :- EQUITY

(I)(a) Statement showing Shareholding Pattern as on 31/12/2014

Category Code	Category of Shareholders	Number of Shareholders	Total number of shares	Number of Shares held in dematerialized form	Total shareholding as a percentage of total number of shares		Shares pledged or otherwise encumbered	
					As a percentage of (A+B)	As a percentage of (A+B+C)	Number of shares	As a percentage
(A)	Shareholding of Promoter and promoter Group							
(1)	Indian							
(a)	Individuals/ Hindu undivided Family	7	815340	815340	20.52	20.52	0	0.00
(b)	Central Government/State Government(s)	0	0	0	0.00	0.00	0	0.00
(c)	Bodies Corporate	3	2165210	2165210	54.48	54.48	0	0.00
(d)	Financial Institutions/ Banks	0	0	0	0.00	0.00	0	0.00
(e)	Any Other Directors & their Relatives Societies Partnership Firms RBI Emp.Welfare fund ESOP/ESOS Trusts	0 0 0 0 0 0 0	0 0 0 0 0 0 0	0 0 0 0 0 0 0	0.00 0.00 0.00 0.00 0.00 0.00 0.00	0.00 0.00 0.00 0.00 0.00 0.00 0.00	0 0 0 0 0 0 0	0.00 0.00 0.00 0.00 0.00 0.00 0.00
	Sub-Total (A)(1)	10	2980550	2980550	75.00	75.00	0	0.00
(2)	Foreign							
(a)	Individuals (Non-Resident Individuals/ Foreign Individuals)	0	0	0	0.00	0.00	0	0.00
(b)	Bodies Corporate	0	0	0	0.00	0.00	0	0.00
(c)	Institutions	0	0	0	0.00	0.00	0	0.00
(d)	Qualified foreign Investor	0	0	0	0.00	0.00	0	0.00

For Macro International Ltd.


  
Director

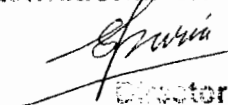
(a)	Any Other							
	Directors & their Relatives	0	0	0	0.00	0.00	0	0.00
	Societies	0	0	0	0.00	0.00	0	0.00
	Partnership firms	0	0	0	0.00	0.00	0	0.00
	Emp. Welfare fund	0	0	0	0.00	0.00	0	0.00
	Trust	0	0	0	0.00	0.00	0	0.00
	ESOP/ESOS	0	0	0	0.00	0.00	0	0.00
	Sub-Total (A)(2)	0	0	0	0.00	0.00	0	0.00
	Total Shareholding of Promoter and Promoter Group (A)= (A)(1)+(A)(2)	10	2980550	2980550	75.00	75.00	0	0.00
(B)	Public Shareholdings							
(1)	Institutions							
(a)	Mutual Funds/UTI	0	0	0	0.00	0.00	0	0.00
(b)	Financial Institutions/Banks	0	0	0	0.00	0.00	0	0.00
(c)	Central Government/ State Government(s)	0	0	0	0.00	0.00	0	0.00
(d)	Venture Capital Funds	0	0	0	0.00	0.00	0	0.00
(e)	Insurance Companies	0	0	0	0.00	0.00	0	0.00
(f)	Foreign Institutional Investors	0	0	0	0.00	0.00	0	0.00
(g)	Foreign Venture Capital Investors	0	0	0	0.00	0.00	0	0.00
(h)	Qualified foreign Investor	0	0	0	0.00	0.00	0	0.00
(i)	Any Other							
	Foreign Fin Inst	0	0	0	0.00	0.00	0	0.00
	Foreign Mut. Fund	0	0	0	0.00	0.00	0	0.00
	F.F.I/Banks	0	0	0	0.00	0.00	0	0.00
	Stressed Asset Stabilisation Fund	0	0	0	0.00	0.00	0	0.00
	State Fin. Corp.	0	0	0	0.00	0.00	0	0.00
	Sub-Total (B)(1)	0	0	0	0.00	0.00	0	0.00

For Macro International Ltd.


  
Director

(2)	Non-institutions							
(a)	Bodies Corporate	12	39400	2200	0.99	0.99	0	0.00
(b)	Individuals							
	i. Individual shareholders holding nominal share capital upto Rs. 1 Lakh	983	675270	187250	16.99	16.99	0	0.00
	ii. Individual shareholders holding nominal share capital in excess of Rs. 1 Lakh	11	247350	235350	6.22	6.22	0	0.00
(c)	Qualified foreign Investor	0	0	0	0.00	0.00	0	0.00
d)	Any Other							
	Trusts	0	0	0	0.00	0.00	0	0.00
	Directors & their Relatives	0	0	0	0.00	0.00	0	0.00
	Market Maker	0	0	0	0.00	0.00	0	0.00
	NRI	0	0	0	0.00	0.00	0	0.00
	Clearing Members	0	0	0	0.00	0.00	0	0.00
	HUF	3	31500	31500	0.79	0.79	0	0.00
	NRIs/OCBs	0	0	0	0.00	0.00	0	0.00
	ESOP/ESOS/ESPS	0	0	0	0.00	0.00	0	0.00
	Sub-Total (B)(2)	989	993520	456300	25.00	25.00	0	0.00
	Total Public Shareholding (B)=(B)(1)+(B)(2)	989	993520	456300	25.00	25.00	0	0.00
	TOTAL (A)+(B)	999	3974070	3436850	100.00	100.00	0	0.00
(C)	Shares held by Custodians and against which Depository Receipts have been issued							
1	Promoter and Promoter Group	0	0	0	0.00	0.00	0	0.00
2	Public	0	0	0	N. A.	0.00	0	0.00
	GRAND TOTAL (A)+(B)+(C)	999	3974070	3436850	N. A.	100.00	0	0.00


For Macro International Ltd.


  
Director

Quarter Ended 31/12/2014

Partly paid-up shares:-	Number of partly paid-up shares	As a % of total no. of partly paid-up shares	As a % of total No. of shares of the Company
Held by promoter/promoter group	0	0.0000	0.0000
Held by public	0	0.0000	0.0000
Total- D	0	0.0000	0.0000
Outstanding convertible Securities:-	No. of outstanding securities	As a % of total number of outstanding convertible securities	As a % of total No. of shares of the Company, assuming full conversion of the convertible securities
Held by promoter/promoter group	0	0.0000	0.0000
Held by public	0	0.0000	0.0000
Total- E	0	0.0000	0.0000
Warrants:-	Number of warrants	As a % of total number of warrants	As a % of total No. of shares of the Company, assuming full conversion of warrants
Held by promoter/promoter group	0	0.0000	0.0000
Held by public	0	0.0000	0.0000
Total- F	0	0.0000	0.0000
Total paid-up capital of the company, assuming full conversion of warrants and convertible securities (Grand Total (A+B+C)+D+E+F)	3974070	N.A.	100.000

For Director/Company Secretary Ltd.



Statement showing holding of securities (including shares,warrants,convertible securities) of persons belonging to the category "Promoter and Promoter Group"

Name of the shareholder	Details of shares Held		Shares pledged or otherwise encumbered			Details of warrants		Details of convertible securities		Total Shares (incl-uding underlying shares assuming full conversion of warrants and convertible securities) as a % of diluted share capital
	Number of shares held	AS a % of grand total	Number	AS a percentage	AS a % of grand total (A+B+C) of sub-clause (I)(a)	Number of warrants held	As a % total no of warrants of the same class	Number of convertible securities held	As a % of total number of convertible securities of the same class	
1 PARNATI PARASRAMPURIA AARPP1382M	19310	0.49	0	0.00	0.00					
2 ARTI PARASRAMPURIA AARPP1383L	29592	0.74	0	0.00	0.00					
3 SUBHIR KUMAR PARASRAMPURIA AAMTK2142D	84100	2.12	0	0.00	0.00					
4 PARNATI PARASRAMPURIA AATAS657R	102300	2.57	0	0.00	0.00					
5 SH I PARASRAMPURIA BIRPP4384F	134720	3.39	0	0.00	0.00					
6 SUBHIR KUMAR PARASRAMPURIA AARPP1381J	221323	5.57	0	0.00	0.00					
7 CHANDRA KALA PARASRAMPURIA AARPP1380K	223995	5.64	0	0.00	0.00					
8 BEOPAR SHAYAK PVT.LTD AACUS5887B	76900	1.94	0	0.00	0.00					
9 ANHER MERCANTILES LIMITED AADCA2172R	477310	12.01	0	0.00	0.00					
10 MASHMINDUS TRADE & FINANCE LIMITED. -AABDK7366F	1611000	40.54	0	0.00	0.00					
TOTAL	2980550	75.00	0	0.00	0.00					

For Macro International Ltd.

*[Signature]*  
Director

SCRIP CODE :      SCRIP NAME : MACRU INTERNATIONAL EXPORTS LTD    SCRIP TYPE :- EQUITY

(I)(c)(i) Statement showing holding of securities (including shares,warrants,convertible securities) of persons belonging to the category "Public" and holding more than 1% of the total number of shares"

Sri. No.	Name of the shareholder	Number of Shares held	Shares as a percentage of total number of shares (i.e. Grand Total (A)+(B)+(C) indicated in Statement at para(i)(a)above)	Details of Warrants		Details of convertible securities		Total Shares (including underlying shares assuming full conversion of warrants and convertible securities) as % of diluted share capital
				Number of warrants held	as a % of total no of warrants of the same class	Number of convertible securities held	% w.r.t. total number of convertible securities of the same class	
1	TUSHAR KISHANBHAI DOSHI    AFRD3291A	55000	1.38					
	TOTAL	55000	1.38					


For Macru International Ltd.

SCRIP CODE :      SCRIP NAME : MACRO INTERNATIONAL EXPORTS LTD SCRIP TYPE :- EQUITY

IF(c)(ii) Statement showing holding of securities (including shares,warrants,convertible securities) of persons) (together with PAC) belonging to the category "Public" and holding more than 5% of the total number of shares of the company

Sri. No.	Name of the shareholder	Number of Shares held	Shares as a percentage of total number of shares (i.e. Grand Total (A)+(B)+(C) indicated in Statement at para(1)(a) above)	Details of Warrants		Details of convertible securities		Total Shares (including underlying shares assuming full conversion of warrants and convertible securities) as % of diluted share capital
				Number of warrants held	as a % of total no of warrants of the same class	Number of convertible securities held	% w.r.t. total number of convertible securities of the same class	
	NOT APPLICABLE							
	TOTAL	0	0.00					

For Macro International Ltd.

  
Director

(I)(d) Statement showing details of locked-in shares

Srl. No.	Name of the shareholder	Number of locked-in shares	Locked-in shares as a % of total number of shares (i.e. Grand Total (A)+(B)+(C) indicated in Statement at para(I)(a)above)	Promoter/Promoter Group /Public
	NOT APPLICABLE	N.A.	N.A.	

(II)(a) Statement showing details of Depository Receipts (DRs)

Srl. No.	Type of outstanding DR (ADRs, GDRs, SDRs, etc.)	Number of outstanding DRs	Number of shares underlying outstanding DRs	Shares underlying outstanding DRs as a percentage of total number of shares (i.e., Grand Total (A)+(B)+(C) indicated in statement at para(I)(a)above)
	NOT APPLICABLE	N.A.	N.A.	N.A.
	TOTAL			

(II)(b) Statement showing details of Depository Receipts (DRs), where underlying shares held by 'promoter/promoter group' are in excess of 1% of the total number of shares

Srl. No.	Name of the DR Holder	Type of outstanding DR (ADRs, BR (ADRs, GDRs, SDRs, etc.)	Number of shares underlying outstanding DRs	Shares underlying outstanding DRs as a percentage of total number of shares (i.e. Grand Total (A)+(B)+(C) indicated in Statement at para (I)(a) above)
	NOT APPLICABLE	N.A.	N.A.	N.A.
	TOTAL			